

MECHANICAL GLOVES

Hand hygiene recommended protocol

MAPA[®]
PROFESSIONAL

This protocol only applies to  **GRIP & PROOF TECHNOLOGY** gloves : Ultrane 525, 526 | KryTech 599, 600, 585, 582, 380

SANITISE

For a proper sanitisation, the **World Health Organization** (WHO - October 2006, version 1) recommends a **20-30 seconds** wash of your gloves with hydroalcoholic gel or a **40-60 seconds** with soap and water for the same efficiency.



Apply the hydroalcoholic gel (or soap and water) on the palm of one gloved hand. Cover the gel over all the surfaces of your gloved hands.



Rub hands palm to palm in a rotational movement.



Rub your right palm over left back hand with interlaced fingers with back and forth movements, and vice versa.



Take care of the interdigital spaces, rub your palm to palm with interlaced fingers, using a back and forth movements.



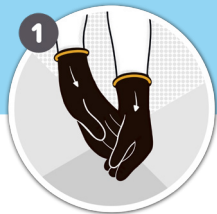
With your left thumb clasped, make a rotational rubbing in your right palm, then repeat with the other hand.



Once your gloves are dry, your hands are safe. You can work with complete peace of mind.

✓ Internal tests were carried out on a succession of **40 washes** of **30s** with hydroalcoholic gel and an intermediate drying time of 5 min and **no alteration of the gloves was observed**.

TAKE GLOVES OFF



Pull the fingers of one glove to release your hand without removing the glove, repeat on the 2nd glove.



Grab both gloves with one hand without touching the outside part.



After doffing the gloves, hang them out for drying. Wash your hands properly with hydroalcoholic gel or water & soap following WHO guidance and dry hands.

RE·GLOVE
| BE SAFE |

MECHANICAL GLOVES

Hand hygiene recommended protocol

MAPA
PROFESSIONAL

WASH

Please refer to the **MAPA PROFESSIONAL gloves' instructions for use** to find out washing and drying recommendations of mechanical gloves.



1 Wash your gloves in the washing machine with a conventional laundry detergent.










2 Dry your gloves in the dryer.



3 Each mechanical glove has a limited number of washes. Beyond that, its performance may be affected.

More information on our [washability guide](#) on www.mapa-pro.com

CAUTION FOR USE

-  The gloves are personal. Do not lend them to another person
-  Inspect the gloves before using them
-  Avoid jewellery & long nails
-  Don your gloves on clean & dry hands
-  Wash your gloves (to avoid risk of contamination)
-  Take off your gloves if they are damaged
-  Depending on the glove you use, please refer to instructions for use or data sheet to know the proper usage

Employers must ensure that users of PPE are trained on the hazard of the cleaning chemical used in the workplace, including gel hand sanitizer and the precautions of use as well as the appropriate method of disposal of regulated waste and PPE.

As Mapa Professional has no control over the conditions of storage or use of PPE, any decision to reuse Mapa Professional products, alone or in combination with other PPE, in the context of a given application is the responsibility of user final. Always inspect PPE before each use to ensure that its integrity is not compromised and verify that it is suitable for the given application.

RE·GLOVE
| BE SAFE |